

DuploFLEX® HP 5






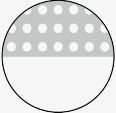


The plate mounting tape solution for the most sophisticated tasks in 0.55 mm flexoprint.



Do you have unusually long, high-speed and demanding print jobs? And do you strive even then for optimum colour transfer and low dot densities? Then DuploFLEX® HP 5 from Lohmann is just what you need. The table provides an overview of which products we recommend to produce your desired print image. Practical for your

storeroom: The colour-coded packaging ensures immediate product identification. Moreover, the entire DuploFLEX® packaging is 100% recyclable which is easy on the environment and keeps down your disposal expenses.

DuploFLEX® HP 5: everything you need for high end print images.

	Desired print image	Foam	Adhesive properties
	 Fine process work, highlights, very fine lines (minimised dot gain)	soft	DuploFLEX® HP 5.1 plus
	 Process work, brilliant halftones, fine lines	medium soft	DuploFLEX® HP 5.2 plus
	 Halftones and lines, a combination of solids, line work and screen	medium firm	DuploFLEX® HP 5.3 plus
	 Solids, lines, large fonts (dense ink coverage)	firm	DuploFLEX® HP 5.4 plus

What to consider when using DuploFLEX® plate mounting tapes.

Cleaning print cylinder or sleeve.



Mounting the plate mounting tape.



Removing the liner.



Pre-treating the plate.



Adjustment of the plate.



Fixing the plate.



Sealing the edges.



Demounting the plate.



Removing the plate mounting plate.

